

Test, beauty, cleanness

d'après le cours de
Alexandre Bergel
abergel@dcc.uchile.cl

But d'un test et TDD

- ➔ Détecter les **défauts** le plus tôt possible dans le cycle
 - Tester une nouvelle méthode dès qu'on l'écrit
 - Répéter l'ensemble des tests à chaque modification du code

Test Driven Development (TDD)

- Ecrire les cas de test **avant le programme**
- Développer la partie du programme qui **fait passer les cas de test**

« The point of TDD is to drive out the functionality the software actually needs, rather than what the programmer thinks it probably ought to have »,

Dan North

Rédiger les tests avant le code

Spécifier chaque fonction :

➡ NE PAS regarder comment elle va faire

➡ MAIS PRÉCISER :

- ce qu'elle doit faire (description)
- dans quel contexte (pré-conditions)
- avec quel résultat (post-conditions)

Rédiger les tests avant le code (2)

On peut donc, avant de réfléchir à « comment faire » :

- ➔ Donner l'ensemble des cas d'utilisation
- ➔ En déduire la liste des tests à faire et les coder

Tant qu'il reste un test i non validé :

- ✓ Rédiger test i
- ✓ Ajouter **code** nécessaire pour que la fonction passe avec le test i
- ✓ Revoir le **code** rédigé pour factoriser des lignes, réorganiser le code interne
- ✓ Revalider tests 1 à i (tests de non-régression)

TDD

Prenons un exemple !

Problem description

Nous aimerions construire une bibliothèque de graphiques à deux dimensions pour l'édition de dessins structurés

des *Widgets* comme le cercle et rectangle doivent être supportés

des *Opérations* telles que traduire, mettre à l'échelle doivent être offertes

What are the responsibilities?

Containing the widgets

Modeling the widgets

Applying the operations

Version 1

Créer un canvas qui contient les widgets

Testing the canvas

```
public class HotDrawTest {  
    @Test public void testEmptyCanvas() {  
        Canvas canvas = new Canvas ();  
        assertEquals(canvas.getNumberOfElements(), 0);  
    }  
}
```

The class Canvas is not created yet!

Creating the class Canvas

```
public class Canvas {  
    public Object getNumberOfElements() {  
        return 0;  
    }  
}
```

Introducing the containment

We need to be able to add objects in a canvas!

```
@Test public void testCanvas() {  
    Canvas canvas = new Canvas ();  
  
    canvas.add(new Object());  
    assertEquals(1, canvas.getNumberOfElements());  
  
    canvas.add(new Object());  
    canvas.add(new Object());  
    assertEquals(3, canvas.getNumberOfElements());  
}
```

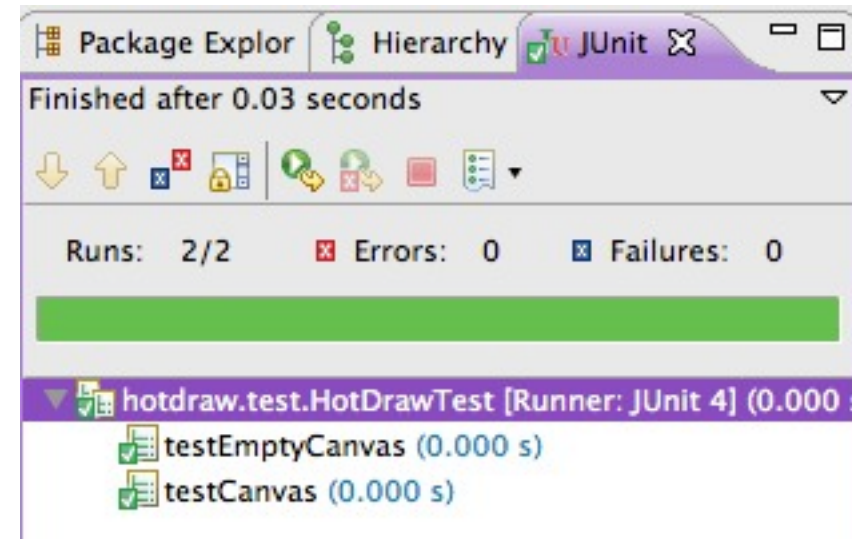
Revising the definition of Canvas

```
public class Canvas {  
    private ArrayList<Object> elements =  
        new ArrayList<Object>();  
  
    public int getNumberOfElements() {  
        return elements.size();  
    }  
  
    public void add(Object object) {  
        elements.add(object);  
    }  
}
```

Revising the definition of Canvas

```
public class Canvas {  
    private ArrayList<Object> elements =  
        new ArrayList<Object>();  
  
    public int getNumberOfElements() {  
        return elements.size();  
    }  
  
    public void add(Object object) {  
        elements.add(object);  
    }  
}
```

Tests are green!



Version 2

Introducing some widgets

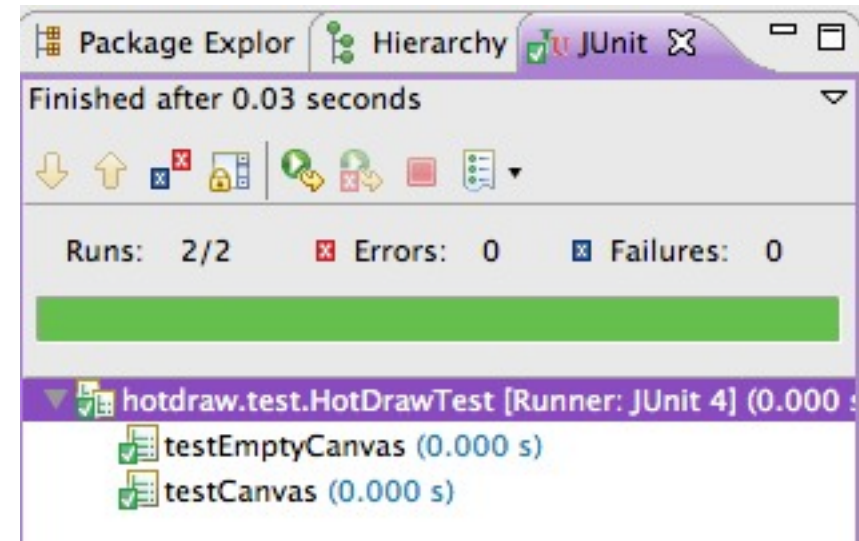
We revise our testCanvas

```
@Test public void testCanvas() {  
    Canvas canvas = new Canvas ();  
  
    canvas.add(new Circle());  
    assertEquals(1, canvas.getNumberofElements());  
  
    canvas.add(new Circle());  
    canvas.add(new Rectangle());  
    assertEquals(3, canvas.getNumberofElements());  
}
```

Circle and Rectangle

```
public class Circle {  
}
```

```
public class Rectangle {  
}
```



Adding position to circle and rectangle

```
@Test public void testCanvas() {
    Canvas canvas = new Canvas ();

    //(10, 20), radius 5
    canvas.add(new Circle(10,20, 5));
    assertEquals(1, canvas.getNumberOfElements());

    canvas.add(new Circle());

    //(5,6) -> (10,8)
    canvas.add(new Rectangle(5, 6, 10, 8));
    assertEquals(3, canvas.getNumberOfElements());
}
```

Generated template

```
public class Circle {  
  
    public Circle(int i, int j, int k) {  
        // TODO Auto-generated constructor stub  
    }  
}
```

Generated template

```
public class Rectangle {  
  
    public Rectangle(int i, int j, int k, int l) {  
        // TODO Auto-generated constructor stub  
    }  
}
```

Filling the template

```
public class Rectangle {
    private int x1, y1, x2, y2;

    public Rectangle() {
        this(2, 3, 5, 6);
    }

    public Rectangle(int x1, int y1, int x2, int y2) {
        this.x1 = x1;
        this.y1 = y1;
        this.x2 = x2;
        this.y2 = y2;
    }
}
```

Version 3

Before moving on, lets step back on what we wrote to see whether there are opportunities for *cleaning* a bit the code

HotDrawTest

```
public class HotDrawTest {  
    @Test public void testEmptyCanvas() {  
        Canvas canvas = new Canvas ();  
        ...  
    }  
  
    @Test public void testCanvas() {  
        Canvas canvas = new Canvas ();  
        ...  
    }  
}
```

HotDrawTest

```
public class HotDrawTest {  
  
    @Test public void testEmptyCanvas() {  
        Canvas canvas = new Canvas ();  
        ...  
    }  
  
    @Test public void testCanvas() {  
        Canvas canvas = new Canvas ();  
        ...  
    }  
}
```



Duplication!

Refactoring our test

```
public class HotDrawTest {
    private Canvas canvas;

    @Before public void initializingFixture() {
        canvas = new Canvas ();
    }

    @Test public void testEmptyCanvas() {
        assertEquals(canvas.getNumberOfElements(), 0);
    }

    @Test public void testCanvas() {
        //(10, 20), radius 5
        canvas.add(new Circle(10,20, 5));
        ...
    }
}
```


Giving a better name to the variable

```
public class HotDrawTest {  
    private Canvas canvas:
```

```
@Before public void  
    canvas = new Can  
}
```

```
@Test public void te  
    assertEquals(can  
}
```

```
@Test public void te  
    //(10, 20), radi  
    canvas.add(new C  
    assertEquals(1,  
  
    canvas.add(new C
```

- Undo Typing F9
- Revert File
- Save
- Open Declaration F3
- Open Type Hierarchy F4
- Open Call Hierarchy ^\H
- Show in Breadcrumb \#B
- Quick Outline #O
- Quick Type Hierarchy #T
- Show In \#W ▶
- Cut ^W
- Copy \W
- Copy Qualified Name
- Paste ^Y
- Quick Fix #1
- Source \#S ▶
- Refactor \#T ▶
- Surround With \#7 ▶

```
, 0);
```

```
s());
```

- Rename... \#R
- Move... \#V

canvas -> emptyCanvas

```
public class HotDrawTest {
    private Canvas emptyCanvas;

    @Before public void initializingFixture() {
        emptyCanvas = new Canvas ();
    }

    @Test public void testEmptyCanvas() {
        assertEquals(emptyCanvas.getNumberOfElements(), 0);
    }

    @Test public void testCanvas() {
        //(10, 20), radius 5
        emptyCanvas.add(new Circle(10,20, 5));
        ...
    }
}
```

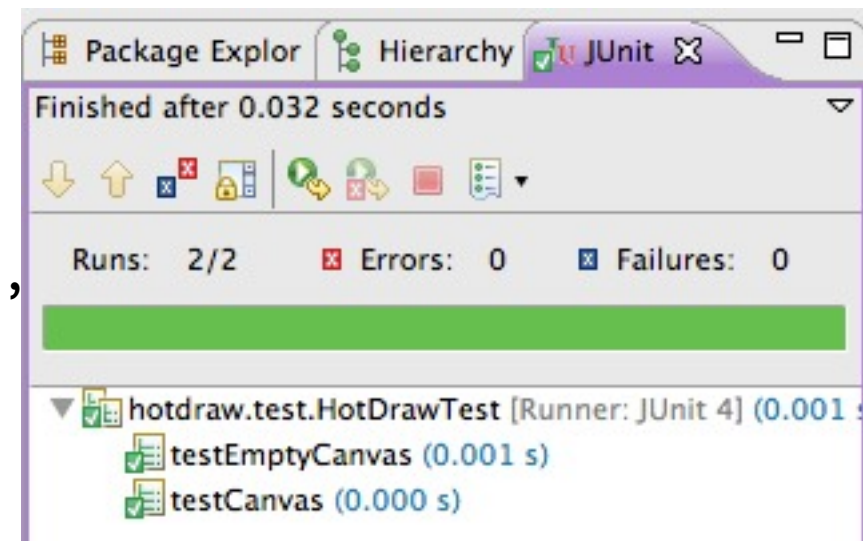
canvas -> emptyCanvas

```
public class HotDrawTest {
    private Canvas emptyCanvas;

    @Before public void initializingFixture() {
        emptyCanvas = new Canvas ();
    }

    @Test public void testEmptyCanvas() {
        assertEquals(emptyCanvas.getNumberOfElements(), 0);
    }

    @Test public void testCanvas() {
        //(10, 20), radius 5
        emptyCanvas.add(new Circle(10,
            ...
        }
    }
}
```



Version 4

Applying the operations on the widget

Note that at that point, *we have not seen the need* to have a *common superclass* for Circle and Rectangle

As well *we have not seen the need* to have a *common interface*

We should be test driven, else it is too easy to go wrong

The class canvas also contains *a list of objects*

Adding an operation

Let's translate our objects

Each widget should now understand the message
translate(deltaX, deltaY)

Let's write some test first

Testing circle first

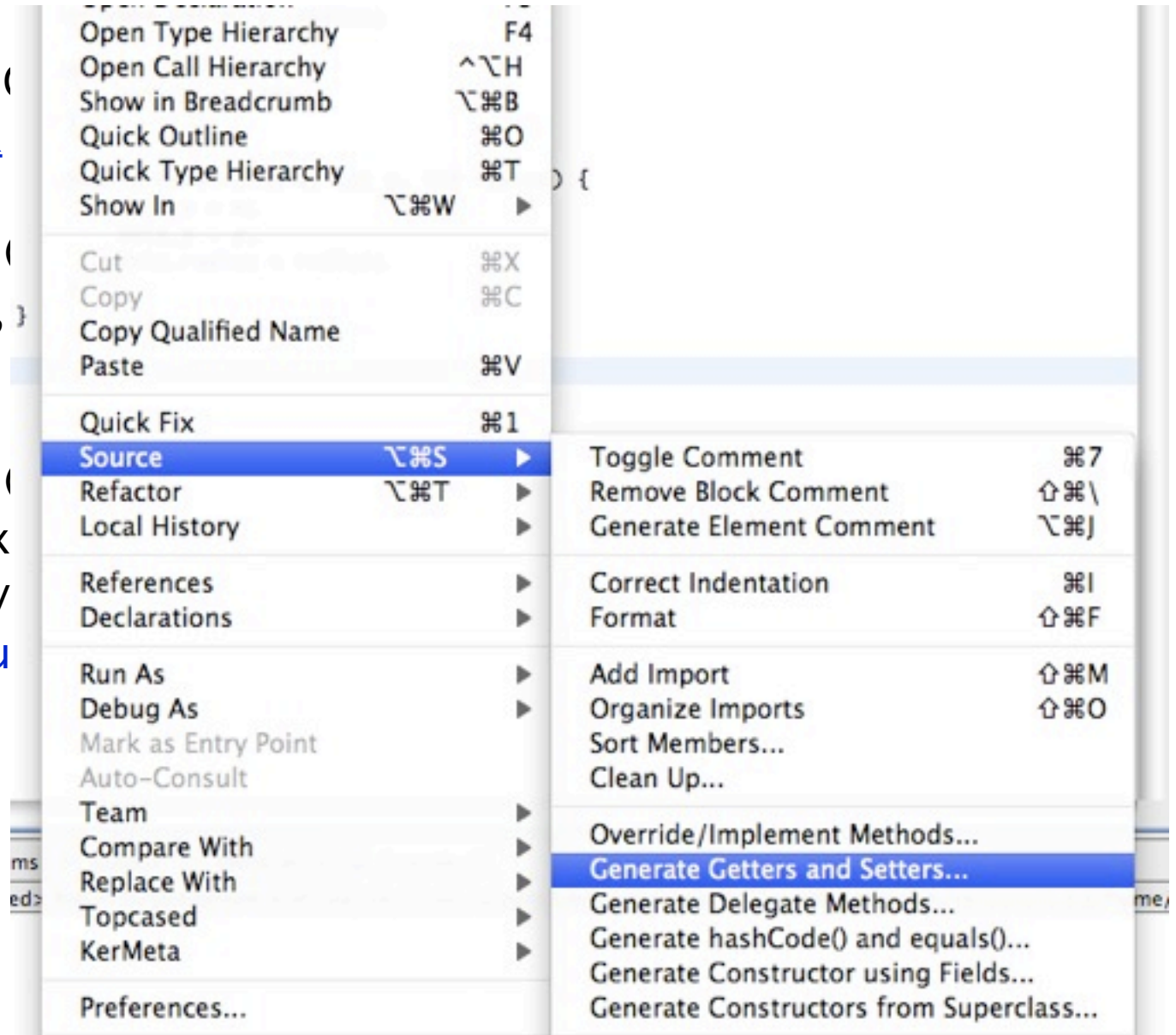
```
@Test public void translatingCircle() {  
    Circle circle = new Circle();  
    int oldX = circle.getX();  
    int oldY = circle.getY();  
  
    circle.translate(2, 3);  
    assertEquals(circle.getX(), oldX + 2);  
    assertEquals(circle.getY(), oldY + 3);  
}
```

Generate Getters

```
public class (  
private int x
```

```
public Circle(  
    this(5, 5, )  
)  
{
```

```
public Circle(  
    this.x = x  
    this.y = y  
    this.radiu  
)  
{  
}
```



Modifying Circle

```
public class Circle {
    private int x, y, radius;

    public int getX() {
        return x;
    }

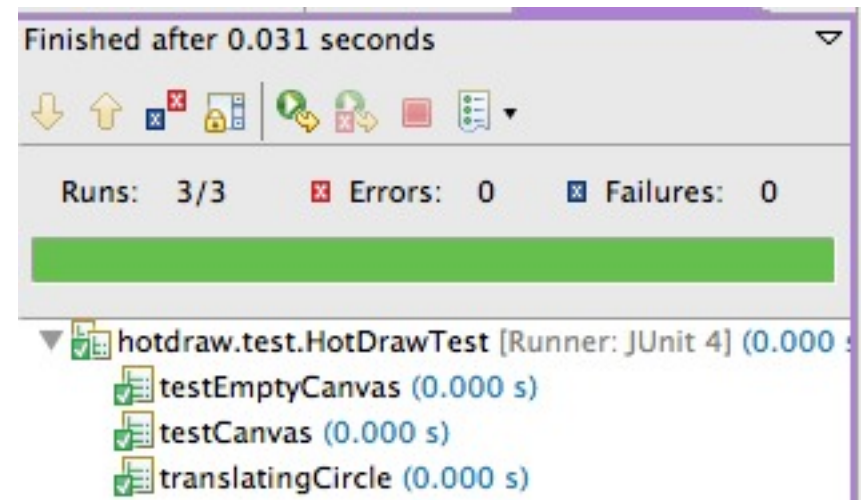
    public int getY() {
        return y;
    }
    ...
}
// Note that there is no accessor for radius, we have not
// seen the need of it!
```


Translating Circle

```
public class Circle {  
    ...  
    public void translate(int dx, int dy) {  
        x = x + dx;  
        y = y + dy;  
    }  
    ...  
}
```

Translating Circle

```
public class Circle {  
    ...  
    public void translate(int dx, int dy) {  
        x = x + dx;  
        y = y + dy;  
    }  
    ...  
}
```



Translating the rectangle

```
@Test public void translatingRectangle() {  
    Rectangle rectangle = new Rectangle();  
    int oldX1 = rectangle.getX1();  
    int oldY1 = rectangle.getY1();  
    int oldX2 = rectangle.getX2();  
    int oldY2 = rectangle.getY2();  
  
    rectangle.translate(2, 3);  
    assertEquals(rectangle.getX1(), oldX1 + 2);  
    assertEquals(rectangle.getX2(), oldX2 + 2);  
    assertEquals(rectangle.getY1(), oldY1 + 3);  
    assertEquals(rectangle.getY2(), oldY2 + 3);  
}
```

Updating Rectangle

```
public class Rectangle {  
    ...  
    public int getX1() {...}  
    public int getY1() {...}  
    public int getX2() {...}  
    public int getY2() {  
        return y2;  
    }  
  
    public void translate(int dx, int dy) {  
        x1 = x1 + dx;  
        x2 = x2 + dx;  
        y1 = y1 + dy;  
        y2 = y2 + dy;  
    }  
}
```

Important

Note that we have not still see the need to have a common interface and a common superclass

If you doing it upfront, when *your design will look like what you want it to be, and not what it has to be*


Version 5

It is a bit cumbersome to have to translate each element one by one

Let's ask the canvas to translate all the nodes

Translating the canvas

```
@Test public void translatingTheCanvas() {  
  
    Rectangle rectangle = new Rectangle();  
    int rectangleOldX1 = rectangle.getX1();  
    int rectangleOldY1 = rectangle.getY1();  
    int rectangleOldX2 = rectangle.getX2();  
    int rectangleOldY2 = rectangle.getY2();  
  
    Circle circle = new Circle();  
    int circleOldX = circle.getX();  
    int circleOldY = circle.getY();  
  
    emptyCanvas.add(rectangle);  
    emptyCanvas.add(circle);  
    emptyCanvas.translate(2, 3);  
    ...  
}
```



Translating the canvas

...

```
assertEquals(rectangle.getX1(), rectangleOldX1 + 2);  
assertEquals(rectangle.getX2(), rectangleOldX2 + 2);  
assertEquals(rectangle.getY1(), rectangleOldY1 + 3);  
assertEquals(rectangle.getY2(), rectangleOldY2 + 3);  
assertEquals(circle.getX(), circleOldX + 2);  
assertEquals(circle.getY(), circleOldY + 3);  
}
```


Updating Canvas - what we would like to do

```
public class Canvas {  
  
    private ArrayList<Object> elements =  
        new ArrayList<Object>();  
  
    public void add(Object object) {  
        elements.add(object);  
    }  
  
    public void translate(int dx, int dy) {  
        for(Object o : elements)  
            o.translate(dx, dy);  
    }  
    ...  
}
```

Updating Canvas - what we would like to do

```
public class Canvas {  
    private ArrayList<Object> elements =  
        new ArrayList<Object>();  
  
    public void add(Object object) {  
        elements.add(object);  
    }  
  
    public void translate(int dx, int dy) {  
        for(Object o : elements)  
            o.translate(dx, dy);  
    }  
    ...  
}
```



The compiler will not be happy with this

What is happening?

Only now we see the *need* to introduce a *common interface* that the object have to fulfill

This interface will only be aware of the translate(dx,dy) method

Let's introduce the Widget interface

```
public interface Widget {  
    public void translate(int dx, int dy);  
}  
  
public class Rectangle implements Widget {  
    ...  
}  
  
public class Circle implements Widget {  
    ...  
}
```

Updating Canvas

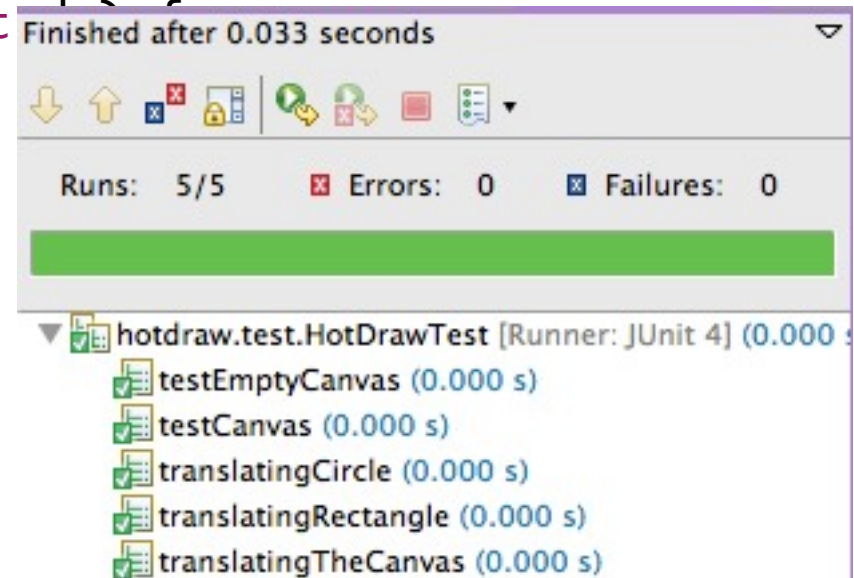
```
public class Canvas {
    private ArrayList<Widget> elements =
        new ArrayList<Widget>();

    public void add(Widget widget) {
        elements.add(widget);
    }

    public void translate(int dx, int dy) {
        for(Widget o : elements)
            o.translate(dx, dy);
    }
    ...
}
```

Updating Canvas

```
public class Canvas {  
    private ArrayList<Widget> elements =  
        new ArrayList<Widget>();  
  
    public void add(Widget widget) {  
        elements.add(widget);  
    }  
  
    public void translate(int dx, int dy) {  
        for(Widget o : elements)  
            o.translate(dx, dy);  
    }  
    ...  
}
```



Version 6

We are doing a pretty good job so far

Let's add a group of widgets that can be commonly manipulated

Testing Group

```
@Test public void groupingWidgets() {  
    Group group = new Group();  
    assertEquals(group.getNumberOfElements(), 0);  
  
    group.add(new Circle());  
    group.add(new Rectangle());  
    assertEquals(group.getNumberOfElements(), 2);  
}
```


Defining Group

```
public class Group {  
    private ArrayList<Object> elements =  
        new ArrayList<Object>();  
  
    public void add(Object w) {  
        elements.add(w);  
    }  
  
    public int getNumberOfElements() {  
        return elements.size();  
    }  
}
```

Defining Group

```
public class Group {  
    private ArrayList<Object> elements =  
        new ArrayList<Object>();  
  
    public void add(Object w) {  
        elements.add(w);  
    }  
  
    public int getNumb  
        return elements.  
    }  
}
```

Yes! We haven't seen the need to have Widget here

Defining Group

Finished after 0.103 seconds

Runs: 6/6 Errors: 0 Failures: 0

- hotdraw.test.HotDrawTest [Runner: JUnit 4] (0.040 s)
 - testEmptyCanvas (0.000 s)
 - testCanvas (0.000 s)
 - translatingCircle (0.000 s)
 - translatingRectangle (0.000 s)
 - translatingTheCanvas (0.000 s)
 - groupingWidgets (0.039 s)

```
ject> elements =  
.ist<Object>();
```

```
ct w) {
```

```
}
```

```
public int getNumb  
return elements.
```

```
?
```

Yes! We haven't seen the need to have Widget here

This is the proof that we do not need it!

Translating a group - what we could write, but it contains a lot of duplication

```
@Test public void translatingGroup() {  
    Group group = new Group();  
    group.add(new Circle());  
    group.add(new Rectangle());  
    group.translate(...)  
}
```

But let's refactor first

```
public class HotDrawTest {
    private Canvas emptyCanvas;
    private Group emptyGroup, group;
    private Circle circle;
    private Rectangle rectangle;

    @Before public void initializingFixture() {
        emptyCanvas = new Canvas ();
        emptyGroup = new Group();
        group = new Group();
        group.add(circle = new Circle());
        group.add(rectangle = new Rectangle());
    }
}
```

But let's refactor first

```
@Test public void groupingWidgets() {  
    assertEquals(emptyGroup.getNumberofElements(), 0);  
    assertEquals(group.getNumberofElements(), 2);  
}
```

Translating a group

```
@Test public void translatingGroup() {  
    int circleOldX = circle.getX();  
    int circleOldY = circle.getY();  
    int rOldX1 = rectangle.getX1();  
    int rOldY1 = rectangle.getY1();  
  
    group.translate(2, 3);  
  
    assertEquals(rectangle.getX1(), rOldX1 + 2);  
    assertEquals(rectangle.getY1(), rOldY1 + 3);  
    assertEquals(circle.getX(), circleOldX + 2);  
    assertEquals(circle.getY(), circleOldY + 3);  
}
```

Translating a group

```
public class Group {  
    private ArrayList<Widget> elements =  
        new ArrayList<Widget>();  
  
    public void add(Widget w) {  
        elements.add(w);  
    }  
  
    public int getNumberOfElements() {  
        return elements.size();  
    }  
  
    public void translate(int i, int j) {  
        for(Widget w : elements)  
            w.translate(i, j);  
    }  
}
```


Translating a group

```
public class Group {  
    private ArrayList<Widget> elements =  
        new ArrayList<Widget>();  
  
    public void add(Widget w) {  
        elements.add(w);  
    }  
  
    public int getNumberOfElements() {  
        return elements.size();  
    }  
  
    public void translate(int i, int j) {  
        for(Widget w : elements)  
            w.translate(i, j);  
    }  
}
```



Yes, we need an array
of Widgets

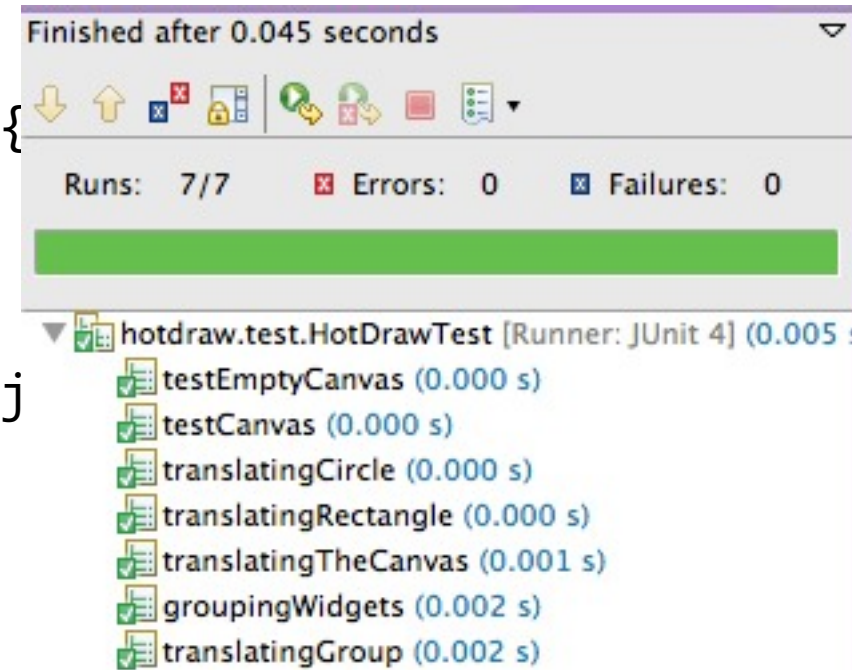
Translating a group

```
public class Group {
    private ArrayList<Widget> elements =
        new ArrayList<Widget>();

    public void add(Widget w) {
        elements.add(w);
    }

    public int getNumberOfElements() {
        return elements.size();
    }

    public void translate(int i, int j
        for(Widget w : elements)
            w.translate(i, j);
    }
}
```



Version 7

Let's refactor Canvas

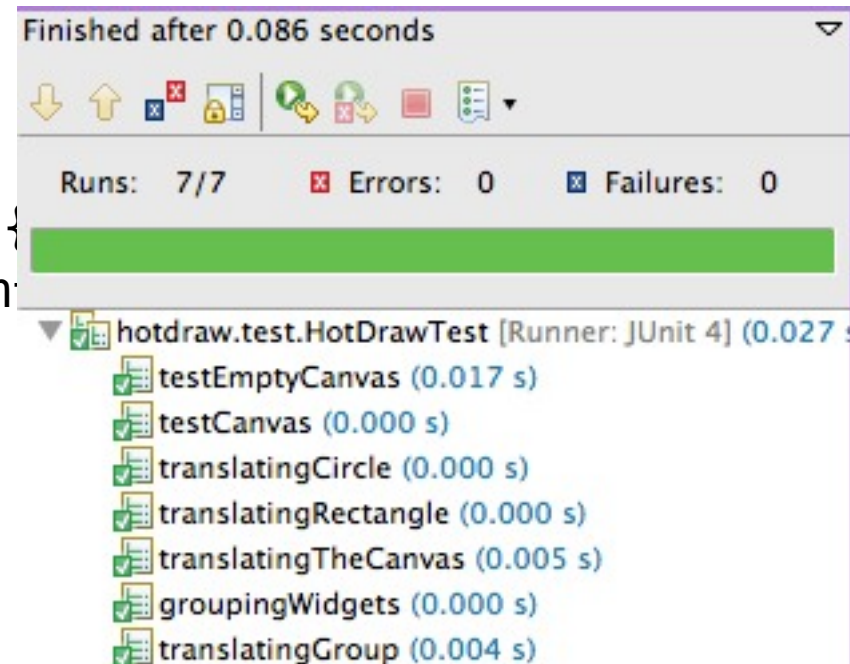
instead of containing a list of elements, it will solely contain a group

Canvas is getting simpler

```
public class Canvas {  
    private Group group = new Group();  
  
    public void add(Widget widget) {  
        group.add(widget);  
    }  
  
    public void translate(int dx, int dy) {  
        group.translate(dx, dy);  
    }  
  
    public int getNumberOfElements() {  
        return group.getNumberOfElements();  
    }  
}
```

Canvas is getting simpler

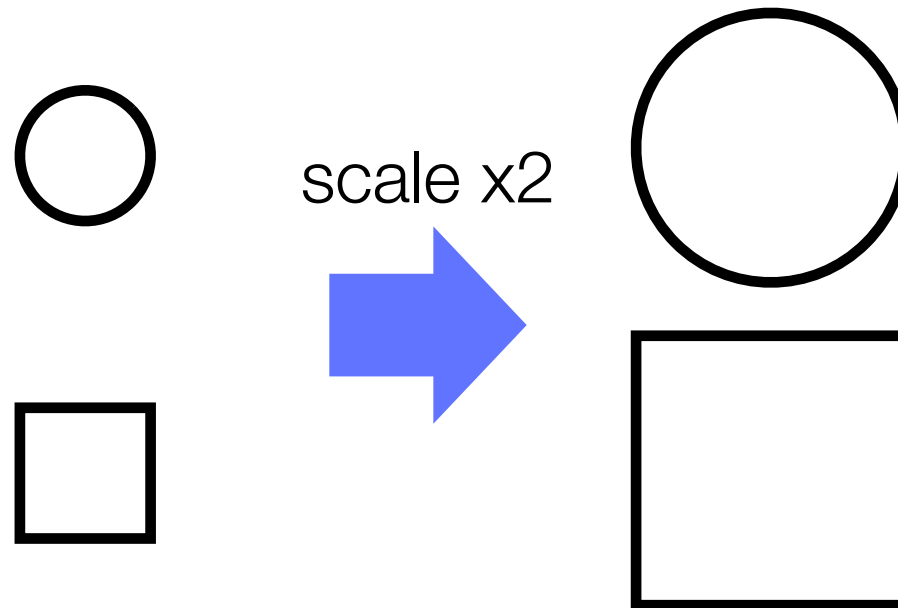
```
public class Canvas {  
    private Group group = new Group();  
  
    public void add(Widget widget) {  
        group.add(widget);  
    }  
  
    public void translate(int dx, int dy) {  
        group.translate(dx, dy);  
    }  
  
    public int getNumberOfElements() {  
        return group.getNumberOfElements();  
    }  
}
```



Version 8

Adding a new operation

We will now scale objects



Adding a test for scalability

```
@Test public void scalingGroup() {  
    int oldRadius = circle.radius();  
    int rectangleWidth = rectangle.width();  
    int rectangleHeight = rectangle.height();  
  
    group.scale(2);  
  
    assertEquals(circle.radius(), 2 * oldRadius);  
    assertEquals(rectangle.width(), 2 * rectangleWidth);  
    assertEquals(rectangle.height(), 2 * rectangleHeight);  
}
```

Adding a test for scalability

Accessing
radius

```
@Test public void scalingGroup() {  
    int oldRadius = circle.radius();  
    int rectangleWidth = rectangle.width();  
    int rectangleHeight = rectangle.height();  
  
    group.scale(2);  
  
    assertEquals(circle.radius(), 2 * oldRadius);  
    assertEquals(rectangle.width(), 2 * rectangleWidth);  
    assertEquals(rectangle.height(), 2 * rectangleHeight);  
}
```

Accessing
width and height

Updating Circle

```
public class Circle implements Widget {  
    private int x, y, radius;  
  
    public int radius() {  
        return radius;  
    }  
    ...  
}
```

Updating Rectangle

```
public class Rectangle implements Widget {  
    public int width() {  
        return Math.abs(x2 - x1);  
    }  
  
    public int height() {  
        return Math.abs(y2 - y1);  
    }  
    ...  
}
```

Scalability

```
public class Group {  
    public void scale(double s) {  
        for(Widget w : elements)  
            w.scale(s);  
    }  
    ... }  
}
```

```
public interface Widget {  
    ...  
    public void scale(double s); }  
}
```

```
public class Circle implements Widget {  
    public void scale(double s) {  
        radius *= s;  
    }  
}
```

```
public class Rectangle implements Widget {  
    public void scale(double s) {  
        x1 *= s; y1 *= s; x2 *= s; y2 *= s;  
    }  
}
```

Scalability

```
public class Group {  
    public void scale(double s) {  
        for(Widget w : elements)  
            w.scale(s);  
    }  
    ... }  
}
```

```
public interface Widget {  
    ...  
    public void scale(double s); }  
}
```

```
public class Circle implements Widget {  
    public void scale(double s) {  
        radius *= s;  
    }  
}
```

```
public class Rectangle implements Widget {  
    public void scale(double s) {  
        x1 *= s; y1 *= s; x2 *= s; y2 *= s;  
    }  
}
```

Finished after 0.032 seconds



Runs: 8/8 Errors: 0 Failures: 0

```
hotdraw.test.HotDrawTest [Runner: JUnit 4] (0.001 s)  
  testEmptyCanvas (0.001 s)  
  testCanvas (0.000 s)  
  translatingCircle (0.000 s)  
  translatingRectangle (0.000 s)  
  translatingTheCanvas (0.000 s)  
  groupingWidgets (0.000 s)  
  translatingGroup (0.000 s)  
  scalingGroup (0.000 s)
```

Version 10

Making group recursive

A group can now contain a group

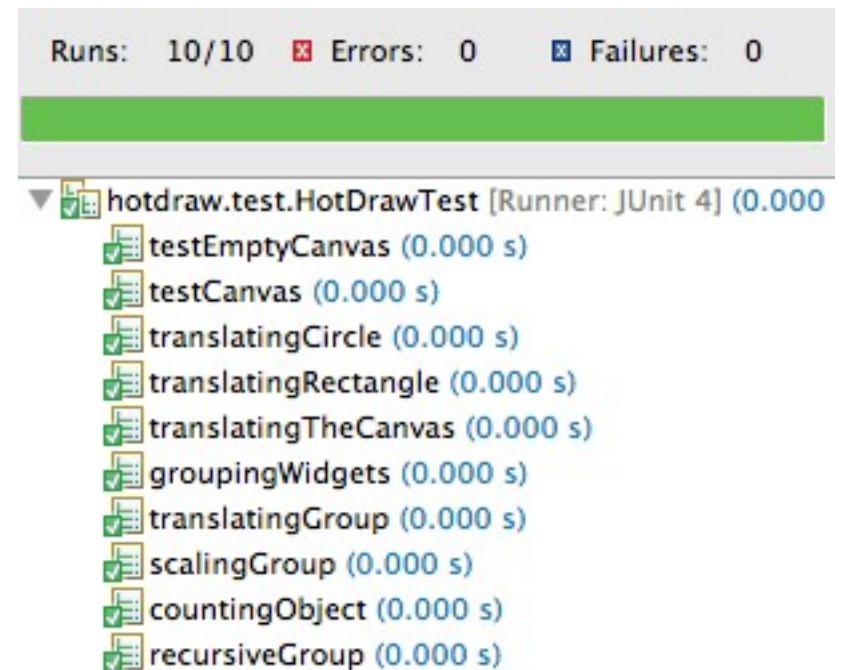
Recursive group

```
@Test public void recursiveGroup() {  
    Group unGroup = new Group();  
    unGroup.add(emptyGroup);  
    group.add(unGroup);  
    assertEquals(emptyGroup.getNumberofElements(), 0);  
    assertEquals(unGroup.getNumberofElements(), 1);  
    assertEquals(group.getNumberofElements(), 3);  
}
```

```
group = new Group();  
group.add(circle = new Circle());  
group.add(rectangle = new Rectangle());
```

Group implement Widget

```
public class Group implements Widget {  
    ...  
}
```





You are free:

- to copy, distribute, display, and perform the work
- to make derivative works
- to make commercial use of the work

Under the following conditions:



Attribution. You must attribute the work in the manner specified by the author or licensor.



Share Alike. If you alter, transform, or build upon this work, you may distribute the resulting work only under a license identical to this one.

- For any reuse or distribution, you must make clear to others the license terms of this work.
- Any of these conditions can be waived if you get permission from the copyright holder.

Your fair use and other rights are in no way affected by the above.

TDD en résumé

- **Modéliser est support aux tests :**
 - ✓ Tests fonctionnels => use cases et scenarios, Tests d'intégration et structure, ...
- **Coder / tester, coder / tester...**
 - ✓ Lancer les tests aussi souvent que possible (aussi souvent que le compilateur !)
- **Commencer par écrire les tests au moins sur les parties les plus critiques**
 - ✓ Ecrire les tests qui ont le meilleur retour sur investissement !
- **Quand on ajoute des fonctionnalités, on écrit d'abord les tests**
- **Quand on trouve un bug, écrire un test qui le caractérise**
 - ✓ Principe d'intégration continue

Pendant le développement, le programme marche toujours, peut être ne fait-il pas tout ce qui est requis, mais ce qu'il fait, il le fait bien !

En conclusion, pourquoi un développement dirigé par les tests? (1)

Les programmeurs n'aiment pas tester.

➔ Ils testeront relativement bien la première fois.

- La deuxième fois, cependant, les tests sont généralement moins approfondis
- La troisième fois, ..

➔ Le test est considéré comme une tâche ennuyeuse qui pourrait être le travail de quelqu'un d'autre!

✓ DDT (TDD) encourage les programmeurs à maintenir un ensemble exhaustif de tests reproductibles

- ✓ Ils sont supportés par des outils qui permettent à la fois une exécution sélective et automatisée des tests.
- ✓ Les tests peuvent être exécutés après chaque changement

En conclusion, pourquoi un développement dirigé par les tests? (2)

Bob Martin:

"L'acte d'écrire un test unitaire est plus un acte de conception que de vérification"

Renforcer la confiance

En pratiquant TDD, les développeurs vont s'efforcer d'améliorer leur code - sans la peur qui est normalement associée à des modifications du code

Supprimer / réduire le recours au débogueur

Plus de "debug plus tard" attitudes

